

# ***ICE MATE***

by HOSHIZAKI







ICE MATE  
by HOSHIZAKI

**保养指南**  
1. 外观检查 定期检查外观，确保无损坏。如有损坏，请及时联系售后服务。  
2. 清洁和消毒 定期清洁和消毒，确保卫生。使用专用的清洁剂，避免使用腐蚀性物质。  
3. 检查制冷剂 定期检查制冷剂，确保充足。如有不足，请及时补充。  
4. 检查电路 定期检查电路，确保正常。如有故障，请及时修理。  
5. 检查排水系统 定期检查排水系统，确保畅通。如有堵塞，请及时清理。  
6. 检查通风系统 定期检查通风系统，确保正常。如有故障，请及时修理。  
7. 检查安全装置 定期检查安全装置，确保正常。如有故障，请及时修理。

图例：  
1. 制冷剂加注口  
2. 排水口  
3. 通风口  
4. 安全装置





## HOSHIZAKI

*Hoshizaki is a global leading manufacture of commercial equipment for food and beverage services that was founded in Nagoya, Japan in 1947, and began operations in Toyoake factory in 1956.*

*We have continually manufactured and offered a wide variety of high-quality products, in order to meet changing needs and demands, since Hoshizaki's establishment. In particular, we provide equipment, such as ice machines, commercial refrigeration, beverage dispensers, and dishwashers.*

*Hoshizaki has a comprehensive global network with its manufacturing plants in the United States, Europe, China and other countries. We continue making our best efforts for further growth as a global brand to be loved around the world. The brands including HOSHIZAKI and ICEMATE.*

*Hoshizaki Hong Kong was founded in 2010, striving to bring the best products to users in Hong Kong and Macau markets.*

## ICE MATE

*As sub-brand under Hoshizaki, ICEMATE is committed to bringing high-efficiency, energy-saving and high-quality ice making product to people who have dreams to start their own business with the best technology at high-cost performance.*

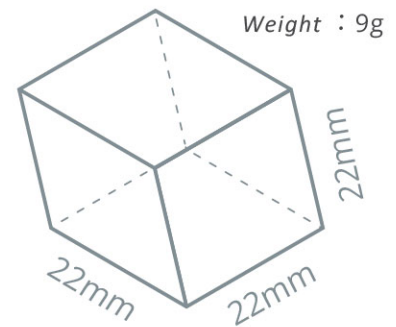


# KEY FEATURES

## Dice Ice

### ① 'Shape' of dice cubes

- Provides maximum liquid displacement
- Ideal for general purpose cooling of drinks



### ② 'Fast' ice making

- Fast Ice Making Cycle: 12 - 19.5 minutes only
- Ideal for outlets needing high volumes of ice, such as coffee shops, fast-food restaurants, and bars



### ③ 'Softer' texture of dice ice

- Ideal for blended smoothies and cocktails as it smashes quickly
- Without putting excessive strain on blender bearings



### ④ 'Slow' melting

- -7°C inside temperature of dice cube ice make melting speed slow





## Machine

### ① Self-Contained Model

- Front-in & front-out air flow, no need to leave space on the back
- Compact design requires less floor space
- Built-in storage bin allows under counter installation for easier fit-in solution, specifically for coffee shops



### ② Modular Model

- Auto-cleaning function
- High production capacity from 200 kg up to 650 kg per day
- Can be paired with three types of storage bins in a variety of capacity, which provide customized ice solution for busy food service operation



ICE BIN

### ③ Common Features



- NSF certified material used for Bin and Scoop
- Air filter for preventing dust from entering
- Detachable parts for easy cleaning and maintenance, reduces labor costs and saves time and simplifies cleaning process
- Pre-installed IoT port (RS485)

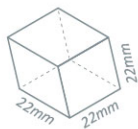


Air filter



Detachable parts for easy cleaning

## DICE CUBE ICE MAKER (Self Contained)

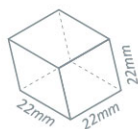


Weight : 9g



Model	SRM-45A	SRM-60A	SRM-80A	SRM-105A	SRM-125A	SRM-125UB
Max Daily Production	46kg	65kg	80kg	100kg	125kg	125kg
Max Storage Capacity	14kg	31.4kg	31.4kg	43.6kg	43.6kg	24kg
Electric Power	287W	370W	450W	480W	590W	590W
Net Weight	36kg	58kg	56.5kg	61kg	64.5kg	58kg
DIM. : (W×D×H)	500×580×750mm	660×670×(970+80)mm		660×670×(1120+80)mm		660×670×850mm

## DICE CUBE ICE MAKER (Modular)



Weight : 9g



Model	SRM-200AB	SRM-200WB	SRM-270AB	SRM-270WB
Condenser Type				
Max Daily Production	202kg	203kg	270kg	270kg
Electric Power	941W	720W	861W	850W
Net Weight	50+37kg	48+37kg	56+47kg	59+47kg
DIM. : (W×D×H)	560×620×560mm (w/o Bin) 560×820×1671mm (w/B-301SA)		760×620×560mm (w/o Bin) 762×820×1671mm (w/B-501SA)	



Operation Conditions: Test Ambient Temperature 10°C & test water temperature at 10°C



Air-cooled



Water-cooled



Auto-cleaning

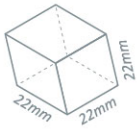


1 Phase / 220V 50Hz



IoT Port

Working Condition : Environmental Temperature 5 - 38°C, Inlet water temperature 5 - 32°C, Voltage Range 198-254V, Water Pressure 0.7 - 5.5bar



Weight : 9g



<b>Model</b>	<b>SRM-450WA</b>	<b>SRM-600WA</b>
<b>Condenser Type</b>		
<b>Max Daily Production</b>	450kg	650kg
<b>Electric Power</b>	1800W	1950W
<b>Net Weight</b>	95+47kg	115+64kg
<b>DIM (W×D×H)</b>	760×620×760mm (w/o Bin) 762×820×1871mm (w/B-501SA)	1220×620×760mm (w/o Bin) 1220×820×1871mm (w/B-801SA)



## ICE BIN

Model NO.	Capacity	DIM. : (W×D×H) mm	Net Weight
B-301SA	144kg	W560×D820×H(1016+90)	37kg
B-501SA	217kg	W762×D820×H(1016+90)	47kg
B-801SA	348kg	W1220×D820×H(1016+90)	64kg

## TOP KIT TABLE

In some cases, additional top kit may necessary to seal off the bin completely to avoid external contamination. Please refer to following table to find the appropriate top kit.

Ice Maker Model	B-301SA	B-501SA	B-801SA
SRM-200AB/WB	Not required	8D	8D+18D
SRM-270AB/WB	-	Not required	18D
SRM-450WA	-	Not required	18D
SRM-600WA	-	-	Not required
SRM-200AB/WB x 2	-	-	4DM



---

## **HOSHIZAKI HONG KONG CO., LTD.**

Showroom and Customer Service Centre  
Unit G, 17/F, World Tech Centre,  
95 How Ming Street,  
Kwun Tong, Kowloon,  
Hong Kong

Enquiry Hotline: 2866 2108  
Email: [info@hoshizaki.com.hk](mailto:info@hoshizaki.com.hk)  
[www.hoshizaki.com.hk](http://www.hoshizaki.com.hk)



**Models and technical specifications may change without notice.**